



# YOUNG WRITERS SUCCESS PATH

THE STEP-BY-STEP GUIDE TO BECOMING AN  
AUTHOR AND BUILDING A WRITING CAREER













# FICTION

	DREAMER	STARTER	PLANNER
<b>CONSISTENCY</b> 	Start writing (outside of school) at least once per week.	Start writing a few times per week.	Start writing most days and "touching your writing" daily.
<b>MOTIVATION</b> 	Join the 20K Club by writing a total of 20,000 words.	Join the 50K Club by writing a total of 50,000 words.	Finish the first draft of a novel.
<b>WRITING HABITS</b> 	Identify your most productive time and place for writing.	Participate in Camp NaNoWriMo and achieve a goal of at least 20,000 words.	Win NaNoWriMo by writing 50,000 words in the month of November.
<b>CONTENT</b> 	Start exploring various genres to figure out which is your favorite.	Choose your favorite genre and start to write/read in that genre.	Share your writing with an author in your genre and get positive feedback.
<b>PLATFORM</b> 	Experiment with blogging and/or social media, with parental oversight.	Connect with authors online and participate on a launch team.	Start an email list and get your first 100 subscribers.
<b>STRATEGY</b> 	Commit to both "start young" and "stick with it."	Start calling yourself a writer.	Start exploring ways to monetize your writing skills and experience.
<b>MENTORSHIP</b> 	Start meeting and talking to writers who are ahead of you in the process.	Approach at least one potential mentor for advice.	Find at least one qualified mentor who can talk once per month.
<b>LEARNING</b> 	Pick a writing blog, podcast, and/or YouTube channel to visit regularly.	Complete "8 Books Every Fiction Writer Should Read."	Submit a short story for publication.
<b>COMMUNITY</b> 	Join a writing group and give/receive regular feedback.	If you can, attend a writer's conference and meet writers, agents, and editors.	Form a reliable team of beta readers and regular critique partners.
<b>FAMILY SUPPORT</b> 	Talk to your parents about how important writing is to you.	Share your writing with your parents and get feedback.	If applicable, talk to your parents about taking a gap year after high school.

	ACHIEVER	AUTHOR+
1	Finish a polished manuscript and have other novels on the way.	Join or form a mastermind group with fiction writers at your level.
2	Work on query letters and pitches and attend writers conferences.	Get your first 1,000 email subscribers.
3	Start submitting query letters to agents and don't give up.	Conduct reader / subscriber survey
4	Land a literary agent to help you pitch your book.	Launch your first digital product.
5	Sign your first book contract and celebrate like crazy.	Sign your second book contract.
6	Complete and turn in your final manuscript.	Reach 10,000 email subscribers.
7	Collect book endorsements.	
8	Recruit and organize your book launch team.	
9	Create a time-bound launch promotion with digital bonuses.	
10	Get your first 50+ reviews on Amazon.com.	



# NON-FICTION

	DREAMER	STARTER	PLANNER
<b>CONSISTENCY</b> 	Start writing (outside of school) at least once per week.	Start writing a few times per week.	Start writing most days and "touching your writing" daily.
<b>MOTIVATION</b> 	Join the 10K Club by writing a total of 10,000 words.	Join the 20K Club by writing a total of 20,000 words.	Finish the first draft of a book proposal.
<b>WRITING HABITS</b> 	Complete your first 10 articles / blog posts (500+ words).	Complete your first 20 articles / blog posts (500+ words).	Complete your first 50 articles / blog posts (500+ words).
<b>CONTENT</b> 	Identify a few topics you may enjoy writing about.	Start writing on your favorite topics and sharing with others.	Write your first "viral" article or blog post on your chosen topic.
<b>PLATFORM</b> 	Experiment with blogging and/or social media, with parental oversight.	Submit your writing to a website or magazine and get accepted.	Start an email list and get your first 100 subscribers.
<b>STRATEGY</b> 	Commit to both "start young" and "stick with it."	Start calling yourself a writer.	Start exploring ways to monetize your writing skills and experience.
<b>MENTORSHIP</b> 	Start meeting and talking to writers who are ahead of you in the process.	Approach at least one potential mentor for advice.	Find at least one qualified mentor who can talk once per month.
<b>LEARNING</b> 	Pick a writing blog, podcast, and/or YouTube channel to visit regularly.	Complete "8 Books Every Non-Fiction Writer Should Read."	Identify your topic and commit to a period of thoughtful research.
<b>COMMUNITY</b> 	Join a writing group and give/receive regular feedback.	If you can, attend a writer's conference and meet writers, agents, and editors.	Start living your message and connect with fellow enthusiasts.
<b>FAMILY SUPPORT</b> 	Talk to your parents about how important writing is to you	Share your writing with your parents and get feedback.	If applicable, talk to your parents about taking a gap year after high school.

	ACHIEVER	AUTHOR+
1	Publish guest posts on 10+ large websites or blogs.	Join or form a mastermind group with other writers at your level.
2	Get your first 1,000 email subscribers.	Conduct reader / subscriber survey
3	Finish a polished book proposal.	Launch your first digital product.
4	Submit book proposal to an agent or editor.	Sign your second book contract.
5	Land a literary agent to help you pitch your book.	Host your first retreat or conference.
6	Sign your first book contract and celebrate like crazy.	Reach 10,000 email subscribers.
7	Collect book endorsements.	
8	Recruit and organize your book launch team.	
9	Create a time-bound launch promotion with digital bonuses.	
10	Get your first 50+ reviews on Amazon.com.	

